






## Camera Setup.

Switch between Microscopy and Ordinary photography				
A:	Microscopy	Press FUNC./SET		Result 
B:	Ordinary photography	Press FUNC./SET		
Zoom level				
C:	To ensure correct measurements with the NKSTech X-Loupe software	Pull and hold Zoom Lever once until zoom <b>stops</b> then release Zoom Lever.	<b>Maximum Optical Zoom (3.0x or 4.0x depending on camera) and no digital zoom</b>	
Other recommended settings				
		